



ENERG



Miele

WWH860 WCS

PWash&TDos&8kg



A



B



C



D



E



F



G

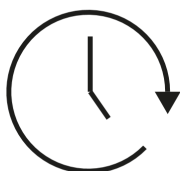


A


47 kWh / 100



8,0 kg



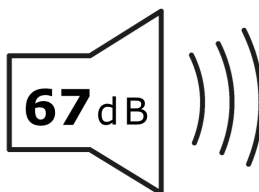
3:39



47 L



A **B** C D E F G



A B C D